BNP PARIBAS

The bank for a changing world

S&P 500 FUTURES DEFINED VOLATILITY

Bloomberg ticker: SPXFD406 Index

For informational purposes only – not intended for further distribution.
For institutional investors only, not for use with retail investors.
Certain indices or strategies are not available for us persons and are subject to internal review.
As applicable in Canada to entities qualifying of either as 'accredited counterparties', 'qualified parties' or 'permitted clients' depending on applicable rules.

Market Overview and Opportunity

Post-COVID market conditions, characterized by lower rates and reduced volatility, have worsened pricing conditions for many callable notes. **This shift has created a significant opportunity for the growth of defined volatility indices** (see chart on the right). The potential benefits of using these include pricing consistency and reduced reinvestment risk, as well as simplicity and transparency with a single underlying. Note that these may increase drawdowns due to leverage and typically higher volatility compared to regular broad-based benchmarks.

Issuance volumes for the U.S. market in Billions USD

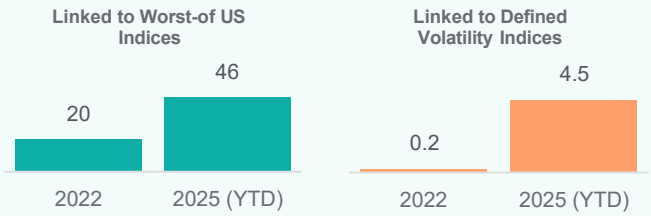

Source: BNP Paribas, for illustrative purposes only. 2025 YTD until 24 November 2025.

Hypothetical Backtested 3-year Callable Yield Notes Coupons with 70/70 EKI[1]/Coupon Barrier

(daily simulations on notes issued from 6 Sep 2017 to 9 Oct 2024, and maturing from 6 Sep 2020 to 9 Oct 2027)[2]

Indicative Terms

- **Type:** Callable Yield Notes
- **Maturity:** 3 Years
- **Autocall Barrier:** 100%
- **EKI[1]/Coupon Barrier:** 70%
- **Observation Frequency:** Quarterly
- **Non-callable Period:** 6 Months

Hypothetical Backtested Coupons vs Benchmark Baskets[2]

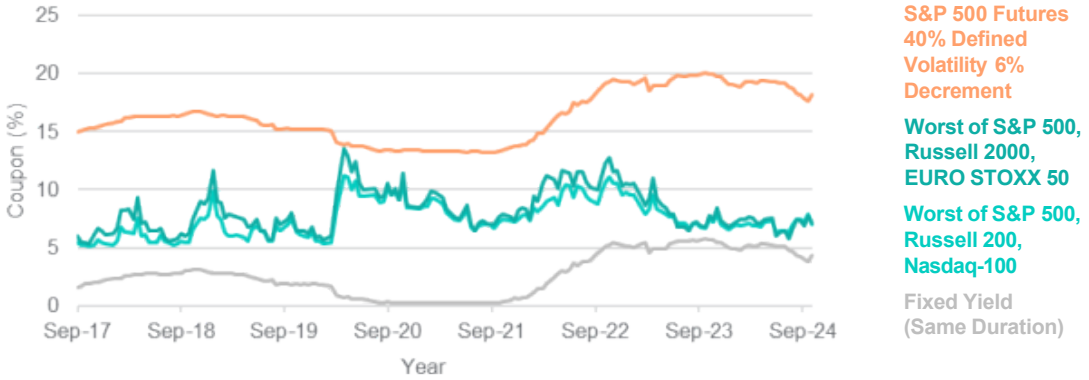

Hypothetical Backtested 3-year Callable Yield Notes Returns

(daily simulations on notes issued from 28 Oct 2005 to 21 Oct 2022, and maturing from 28 Oct 2008 to 21 Oct 2025)[2]

Underlyings	Coupon used for simulation	Average yield	% of times the note was called (barrier at 100%)[3]	% of times the note knocked-in (barrier at 70%)	Average loss given knock-in (barrier at 70%)
S&P 500 Futures 40% Defined Volatility 6% Decrement	**18.60%**	**16.66%**	**89.10%**	**5.00%**	**-54.80%**
Worst of S&P 500, Russell 2000, Nasdaq-100	**7.68%**	**7.45%**	**88.60%**	**0.40%**	**-31.20%**
Worst of S&P 500, Russell 2000, EURO STOXX 50	**7.92%**	**7.55%**	**84.20%**	**5.80%**	**-36.40%**

[1]European Knock-in.

[2]Source: BNP Paribas. Bloomberg tickers: SPX (S&P 500), RTY (Russell 2000), NDX (Nasdaq-100), SX5E (EURO STOXX 50), SPXFD406 (S&P 500 Futures 40% Defined Volatility 6% Decrement). All retrospective levels provided in the graphs and tables on this page are simulated and must be considered illustrative only. These simulations are the result of estimates made by BNP Paribas at a given moment based on the parameters selected by BNP Paribas, certain assumptions that may or may not hold in future periods, of market conditions at this given moment and of historical data, which should not be used as guidance, in any way, of the future results of the financial instruments mentioned on this page. No data available past 09 October 2024 and past 21 October 2022, for the above graph and table, respectively. For illustrative purpose only.

[3]After a non-callable period of 6 months.

The presentation of hypothetical data reflects the deduction of fees and charges

For informational purposes only – not intended for further distribution. For institutional investors only, not for use with retail investors. Certain indices or strategies are not available for us persons and are subject to internal review. As applicable in Canada to entities qualifying of either as 'accredited counterparties', 'qualified parties' or 'permitted clients' depending on applicable rules.

Index Methodology and Overview

- **This index aims at employing a dynamic exposure to S&P 500 Futures, seeking to target a 40% level of Volatility. A 6% Synthetic Dividend is also applied.**
- Created by S&P Dow Jones Indices as an alternative to the typical worst-of index basket underlying, this price efficient index aims to capitalize on Implied Volatility metrics to allocate dynamically on the S&P 500. As a result, callable yield notes issued by BNP Paribas linked to the S&P 500 Futures 40% Defined Volatility 6% Decrement Index are intended to display a consistent and higher level of yield, compared to classic worst-of index baskets.
- In order to reach the target of 40% of volatility, the index will rebalance on a weekly basis with an exposure to S&P 500 varying between 0% and 500%.
- Instead of achieving attractive terms in callable yields notes only when the market sells off and implied volatility is high, investors can seek to maintain attractive terms regardless of market environment by linking to defined volatility indices.
- The chart and statistics table below show an analysis of the levels of the S&P 500 Futures 40% Defined Volatility 6% Decrement Index. The performance shown is hypothetically simulated until 7 November 2025.

Bloomberg Ticker	SPXFD406 Index	**Index Type**	Excess Return[2]
Index Sponsor	S&P Dow Jones Indices	**Weighting**	Weekly Rebalancing
Currency	USD	**Launch Date**	7 November 2025
Average Leverage[3]	289%		

Hypothetical and Historical Index Performance and Statistics[1]

As of September 30th, 2026

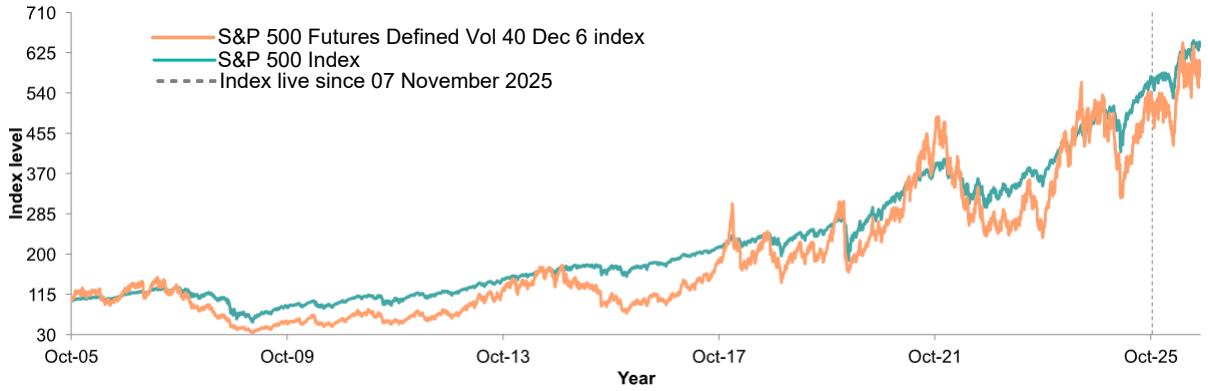

Oct 05 - Sep 26	S&P 500 Futures Defined Vol 40 Dec 6 index	S&P 500 Index
YTD Return	13.91%	11.77%
1Y Annualized Return	9.88%	14.40%
Annualised Performance 5 years	9.51%	12.17%
Annualised Performance 10 years	18.43%	13.43%
Annualised Volatility Since Start Date	39.02%	19.24%
Correlation Since Start Date	0.83	-

[1]Source: Bloomberg, BNP Paribas from 31 October 2005. Past performance is not an indicator of future performance.

The S&P 500 Futures 40% Defined Volatility 6% Decrement Index is based on hypothetical Past Performance Data ("PPD") prior to the Launch Date of 26 April 2024, actual/historical performance begins after Launch Date. Because The S&P 500 Futures 40% Defined Volatility 6% Decrement Index did not exist prior to the Launch Date, all retrospective levels provided in the graphs and tables above are simulated and must be considered illustrative only. The presentation of hypothetical data reflects the deduction of fees and charges. These simulations are the result of estimates made by BNP Paribas at a given moment based on the parameters selected by BNP Paribas, certain assumptions that may or may not hold in future periods, of market conditions at this given moment and of historical data, which should not be used as guidance, in any way, of the future results of the S&P 500 Futures 40% Defined Volatility 6% Decrement Index. Correlation to SPX is not a reliable indicator of relative performance. The Index's high leverage and decrement do not affect its correlation, and strong correlation may still result in significant underperformance versus the SPX.

[2]The S&P 500 Futures 40% Defined Volatility 6% Decrement Index is an "Excess Return Index" meaning its returns are derived from changes in the level of its components (known as "price return") and profit or loss gained from rolling from one futures contract to another (known as "roll return"). Unlike Total Return Indices, it does not derive returns based on interest earned on cash or other collateral deposited in connection with the purchase of futures contracts (known as "collateral return").

[3]From 28 October 2005 to 7 November 2025.

For informational purposes only – not intended for further distribution. For institutional investors only, not for use with retail investors. Certain indices or strategies are not available for us persons and are subject to internal review. As applicable in Canada to entities qualifying of either as 'accredited counterparties', 'qualified parties' or 'permitted clients' depending on applicable rules.

Callable Notes Indicative Terms[1]

Annual Review Note

- **Maturity:** 5 Years
- **Autocall Barrier:** 100%
- **Coupon:** 26.00% Per Annum (paid when called or at maturity)
- **European Knock-in Barrier:** 50%
- **Observation Frequency:** Annual

Annual Review Note With Step Down

- **Maturity:** 5 Years
- **Autocall Barrier:** 100%
- **Coupon:** 16.50% Per Annum (paid when called or at maturity)
- **European Knock-in Barrier:** 50%
- **Observation Frequency:** Annual

Callable Yield Note

- **Maturity:** 5 Years Non-Call 6M
- **Autocall Barrier:** 100%
- **Coupon:** 9.00% Per Annum
- **EKI/Coupon Barrier:** 50%
- **Observation Frequency:** Quarterly

Hypothetical and Historical Monthly Returns of the Index[2]

As of September 30th, 2026

		Jan	Feb	Mar	Apr	May	Jun	Jul	Aug	Sep	Oct	Nov	Dec	Performance
2026	Index	2.86%	-3.61%	-10.60%	23.69%	15.29%	-8.80%	-3.32%	5.28%	-2.93%				13.91%
	Benchmark	1.37%	-0.87%	-5.09%	10.42%	5.15%	-1.06%	-0.13%	2.62%	-0.45%				11.77%
2025	Index	4.23%	-8.30%	-11.85%	-6.29%	7.49%	11.95%	6.68%	1.86%	11.37%	1.33%	-2.53%	-2.34%	10.91%
	Benchmark	2.70%	-1.42%	-5.75%	-0.76%	6.15%	4.96%	2.17%	1.91%	3.53%	2.27%	0.13%	-0.05%	16.39%
2024	Index	3.26%	16.94%	8.75%	-14.36%	11.93%	10.22%	0.55%	4.16%	-1.33%	-5.11%	9.04%	-12.26%	30.17%
	Benchmark	1.59%	5.17%	3.10%	-4.16%	4.80%	3.47%	1.13%	2.28%	2.02%	-0.99%	5.73%	-2.50%	23.31%
2023	Index	11.64%	-7.74%	2.62%	3.07%	-0.15%	19.18%	9.72%	-10.37%	-18.56%	-7.08%	24.54%	15.81%	39.15%
	Benchmark	6.18%	-2.61%	3.51%	1.46%	0.25%	6.47%	3.11%	-1.77%	-4.87%	-2.20%	8.92%	4.42%	24.23%
2022	Index	-16.48%	-6.64%	6.13%	-18.21%	-1.18%	-14.14%	15.87%	-10.06%	-14.79%	10.60%	9.31%	-13.14%	-46.46%
	Benchmark	-5.26%	-3.14%	3.58%	-8.80%	0.01%	-8.39%	9.11%	-4.24%	-9.34%	7.99%	5.38%	-5.90%	-19.44%
2021	Index	-4.37%	1.31%	8.52%	18.14%	0.40%	5.72%	9.36%	10.03%	-18.53%	24.67%	-3.31%	6.65%	66.16%
	Benchmark	-1.11%	2.61%	4.24%	5.24%	0.55%	2.22%	2.27%	2.90%	-4.76%	6.91%	-0.83%	4.36%	26.89%
2020	Index	0.69%	-30.76%	-9.21%	12.94%	6.01%	-2.16%	9.36%	17.96%	-7.08%	-7.40%	14.22%	9.65%	3.07%
	Benchmark	-0.16%	-8.41%	-12.51%	12.68%	4.53%	1.84%	5.51%	7.01%	-3.92%	-2.77%	10.75%	3.71%	16.26%
2019	Index	17.34%	8.59%	0.04%	15.17%	-20.17%	16.05%	2.02%	-8.69%	2.49%	6.07%	16.93%	10.83%	78.47%
	Benchmark	7.87%	2.97%	1.79%	3.93%	-6.58%	6.89%	1.31%	-1.81%	1.72%	2.04%	3.40%	2.86%	28.88%
2018	Index	29.23%	-24.37%	-18.60%	-1.20%	5.17%	2.04%	13.51%	13.06%	0.19%	-20.34%	-1.32%	-18.26%	-30.32%
	Benchmark	5.62%	-3.89%	-2.69%	0.27%	2.16%	0.48%	3.60%	3.03%	0.43%	-6.94%	1.79%	-9.18%	-6.24%
2017	Index	5.41%	20.07%	-4.02%	0.19%	5.84%	1.99%	9.27%	-0.76%	8.26%	10.95%	14.52%	3.54%	102.92%
	Benchmark	1.79%	3.72%	-0.04%	0.91%	1.16%	0.48%	1.93%	0.05%	1.93%	2.22%	2.81%	0.98%	19.42%
2016	Index	-14.69%	-1.32%	17.27%	-0.47%	5.46%	-3.45%	14.51%	-0.93%	-5.10%	-7.08%	6.51%	3.64%	10.47%
	Benchmark	-5.07%	-0.41%	6.60%	0.27%	1.53%	0.09%	3.56%	-0.12%	-0.12%	-1.94%	3.42%	1.82%	9.54%
2015	Index	-12.05%	14.13%	-12.41%	-0.66%	3.78%	-6.08%	-0.32%	-21.65%	-5.33%	21.64%	-3.17%	-9.30%	-32.76%
	Benchmark	-3.10%	5.49%	-1.74%	0.85%	1.05%	-2.10%	1.97%	-6.26%	-2.64%	8.30%	0.05%	-1.75%	-0.73%

Source: Bloomberg, BNP Paribas from 1 January 2006. Past performance is not an indicator of future performance.

[1]As of 24 November 2025. For illustrative purpose only.

[2]The S&P 500 Futures 40% Defined Volatility 6% Decrement Index is based on hypothetical Past Performance Data ("PPD") prior to the Launch Date of 07 November 2025, actual/historical performance begins after Launch Date. Because The S&P 500 Futures 40% Defined Volatility 6% Decrement Index did not exist prior to the Launch Date, All retrospective returns provided in the table above are simulated and must be considered illustrative only. The presentation of hypothetical data reflects the deduction of fees and charges. These simulations are the result of estimates made by BNP Paribas at a given moment based on the parameters selected by BNP Paribas, certain assumptions that may or may not hold in future periods, of market conditions at this given moment and of historical data, which should not be used as guidance, in any way, of the future results of the S&P 500 Futures 40% Defined Volatility 6% Decrement Index.

Selected Risk Considerations related to the Index:

The Index is leveraged (up to 500%) which might generate higher drawdowns.
The Index volatility realizes at around 40%, higher than regular broad-based benchmarks.
The Index may underperform the S&P 500 due to its 6% synthetic dividend and because it is an excess return index.

Risks Relating to the Index: No Assurance Can Be Given that the Strategy Used to Construct the Index Will Achieve Its Intended Results or that the Index Will Be Successful – No assurance can be given that the investment strategy on which the Index is based will be successful or that the Index will outperform any alternative strategy that might be employed with respect to the Index Components. The Index has been developed based on predetermined rules that may not prove to be advantageous or successful, and that will not be adjusted for market conditions.

The Index is Subject to Risks Associated with Significant Leverage – At times, the Index will use significant leverage to achieve its target volatility. When the Index employs leverage, any declines in the Index will be magnified, resulting in accelerated losses.

The Index May Not Be Fully Invested – On a weekly rebalancing day, the Index's exposure to the S&P 500 Index (the "SPX" or "Underlying Index") will be less than 100% when the implied volatility is greater than the volatility target. If the Index's exposure to the Underlying Index is less than 100%, the Index will not be fully invested, and any uninvested portion will earn no return.

The Index May Not Approximate Its Target Volatility – No assurance can be given that the Index will maintain a realized volatility that approximates its target volatility. The actual realized volatility may be greater than or less than the target volatility, which may adversely affect the performance of the Index.

The Volatility Target Mechanism May Cause the Index to Perform Poorly in Adverse Market Conditions and to Underperform in Rising Markets – Because the amount of leverage to be applied is determined only at the weekly rebalancing, the Index may not meaningfully reduce its leverage during adverse market conditions, and, because of the delayed application, by the time reduced exposure takes effect, market conditions may have already recovered. Similarly, when markets rise rapidly, the volatility target mechanism will reduce the Index's leverage.

The Index Is An Excess Return Index That Does Not Reflect "Total Returns" – The values tracked by the Index only reflect changes in the prices or levels of the relevant Index Components. The level of the Index will not benefit from any collateral return on any futures contracts or any dividends or other distributions on any Index Components.

The Daily Level of the Index Is Calculated Based on Performance Measured From the Preceding Weekly Rebalancing Date, Which Could Adversely Affect the Level of the Index – The level of the Index on each day that is not a rebalancing day will be calculated based on the performance of the Underlying Index from the preceding rebalancing day and by reference to the level of the Index as of the prior rebalancing day. The level of the Index may be more favorable if such calculations were done over a different time-horizon – i.e., if such calculations were made based on the levels on the prior trading day rather than the prior rebalancing day or if such calculations were made based on less frequent rebalancing days.

Legal Notice: This document is CONFIDENTIAL AND FOR DISCUSSION PURPOSES ONLY; it constitutes a marketing communication and has been prepared by a Sales and Marketing function within BNP Paribas and/or its subsidiaries or affiliates (collectively "we" or "BNP Paribas"). As a confidential document it is submitted to selected recipients only and it may not be made available (in whole or in part) to any other person without BNP Paribas' written consent. This document is not a recommendation to engage in any action, does not constitute or form any part of any offer to sell or issue and is not a solicitation of any offer to purchase any financial instrument, nor shall it or any part of it nor the fact of its distribution form the basis of, or be relied on in connection with, any contract or investment decision. To the extent that any transaction is subsequently entered into between the recipient and BNP Paribas, such transaction will be entered into upon such terms as may be agreed by the parties in the relevant documentation. The information contained in this document has been obtained from sources believed to be reliable, but there is no guarantee of the accuracy, completeness or suitability for any particular purpose of such information or that such information has been independently verified by BNP Paribas or by any person. None of BNP Paribas, its members, directors, officers, agents or employees accepts any responsibility or liability whatsoever or makes any representation or warranty, express or implied, as to the accuracy or completeness of the information, or any opinions based thereon, contained in this document and it should not be used in place of professional advice. Additional information may be provided on request, at our discretion. Any scenarios, assumptions, historical or simulated performances, indicative prices or examples of potential transactions or returns are included for illustrative purposes only. Past performance is not indicative of future results. Investors may get back less than they invested. BNP Paribas gives no assurance that any favorable scenarios described are likely to happen, that it is possible to trade on the terms described herein or that any potential returns illustrated can be achieved. This document is current as at the date of its production and BNP Paribas is under no obligation to update or keep current the information herein. In providing this document, BNP Paribas offers no investment, financial, legal, tax or any other type of advice to, and has no fiduciary duty towards, recipients. Certain strategies and/or potential transactions discussed in this document may involve the use of derivatives which may be complex in nature and may give rise to substantial risks, including the risk of total or partial loss of any investment or losses without limitation and which should only be undertaken by those with the requisite knowledge and experience. BNP Paribas makes no representation and gives no warranty as to the results to be obtained from any investment, strategy or transaction, or as to whether any strategy, security or transaction described herein may be suitable for recipients' financial needs, circumstances or requirements. Recipients must make their own assessment of strategies, securities and/or potential transactions detailed herein, using such professional advisors as they deem appropriate. BNP Paribas accepts no liability for any direct or consequential losses arising from any action taken in connection with or reliance on the information contained in this document even where advised of the possibility of such losses. As an investment bank with a wide range of activities, BNP Paribas may face conflicts of interest and you should be aware that BNP Paribas and/or any of its affiliates may be long or short, for their own account or as agent, in investments, transactions or strategies referred to in this document or related products before the material is published to clients and that it may engage in transactions in a manner inconsistent with the views expressed in this document, either for their own account or for the account of their clients. Additionally, BNP Paribas may have acted as an investment banker or may have provided significant advice or investment services to companies or in relation to investments mentioned in this document. The information in this document is not intended for distribution to, or use by, any person or entity in any jurisdiction where (a) the distribution or use of such information would be contrary to law or regulations, or (b) BNP Paribas or a BNP Paribas affiliate would become subject to new or additional legal or regulatory requirements. Persons in possession of this document should inform themselves about possible legal restrictions and observe them accordingly. THIS DOCUMENT IS A GENERAL SOLICITATION OF DERIVATIVES BUSINESS FOR THE PURPOSES OF, AND TO THE EXTENT IT IS SUBJECT TO, §§1.71 AND 23.605 OF THE U.S. COMMODITY EXCHANGE ACT. The risk of loss associated with futures and options trading, and trading in any other products discussed in this document, can be substantial. Investors considering options trading may wish to review the Options Disclosure Document: Characteristics and Risks of Standardized Options at (http://www.optionsclearing.com/publications/risks/riskchap1.jsp). The information on this website is not part of or incorporated by reference in this document. Options involve risks and are not suitable for all investors. This brief statement does not disclose all the risks and other significant aspects in connection with transactions of the type described in this document. This document contains certain performance data based on back-testing (i.e., simulations of performance of a strategy, index or assets as if it had actually existed during a defined period of time). To the extent any such performance data is included, the scenarios, simulations, development expectations and forecasts contained in this document are for illustrative purposes only. All estimates and opinions included in this document constitute the judgment of BNP Paribas and its affiliates as of the date of the document and may be subject to change without notice. This type of information has inherent limitations which recipients must consider carefully. While the information has been prepared in good faith in accordance with BNP Paribas' or its affiliates' own internal models and other relevant sources, an analysis based on different models or assumptions may yield different results. Unlike actual performance records, simulated performance, returns or scenarios may not necessarily reflect certain market factors such as liquidity constraints, fees and transactions costs. Actual back-tested past performance does not constitute an indication of future results or performance. The information in this document is not intended for distribution to, or use by, any person or entity in any jurisdiction where (a) the distribution or use of such information would be contrary to law or regulations, or (b) BNP Paribas or a BNP Paribas affiliate would become subject to new or additional legal or regulatory requirements.

This document is intended only for those defined under U.S. securities laws as "institutional Investors" and/or "major institutional investors". Securities transactions with BNP Paribas that result from the provision of this document will be effected by or through BNP Paribas Securities Corp., a U.S. registered broker-dealer and member of FINRA, the New York Stock Exchange and other principal exchanges. © BNP Paribas. All rights reserved. BNP Paribas has entered into a limited exclusive license agreement with S&P whereby we, in exchange for a fee, are permitted to use the Index in connection with the Callable Yield Notes (the "Notes"). We are not affiliated with S&P; the only relationship between S&P and us is any licensing of the use of S&P's indices and trademarks relating to them. "Standard & Poor's®", "S&P®", "S&P 500 Futures Defined Volatility 40% 6% Decrement Index" and "S&P 500®" are trademarks of S&P. The Notes are not sponsored, endorsed, sold or promoted by S&P or any of their affiliates, and S&P makes no representation regarding the advisability of investing in the Notes. S&P makes no representation or warranty, express or implied, to the owners of the Notes or any member of the public regarding the advisability of investing in securities generally or in the Notes particularly, or the ability of the Underlying Asset to track general stock market performance. S&P's only relationship to the Issuer is the licensing of certain trademarks and trade names of S&P and of the Underlying Asset which is determined, composed and calculated by S&P without regard to the Issuer or the Notes. S&P has no obligation to take the needs of the Issuer or the owners of the Notes into consideration in determining, composing or calculating the Underlying Asset. S&P is not responsible for and will not participate in the determination of the timing of, prices at, or quantities of the Notes to be issued or in the determination or calculation of the equation by which the Notes are to be converted into cash. S&P has no obligation or liability in connection with the administration, marketing or trading of the Notes.

S&P DOES NOT GUARANTEE THE ACCURACY AND/OR THE COMPLETENESS OF THE INDEX OR ANY DATA INCLUDED THEREIN AND S&P SHALL HAVE NO LIABILITY FOR ANY ERRORS, OMISSIONS OR INTERRUPTIONS THEREIN. S&P MAKES NO WARRANTY, EXPRESS OR IMPLIED, AS TO RESULTS TO BE OBTAINED BY THE ISSUER, OWNERS OF THE NOTES, OR ANY OTHER PERSON OR ENTITY FROM THE USE OF THE UNDERLYING ASSET OR ANY DATA INCLUDED THEREIN. S&P MAKES NO EXPRESS OR IMPLIED WARRANTIES, AND EXPRESSLY DISCLAIMS ALL WARRANTIES OF MERCHANTABILITY OR FITNESS FOR A PARTICULAR PURPOSE OR USE WITH RESPECT TO THE UNDERLYING ASSET OR ANY DATA INCLUDED THEREIN. WITHOUT LIMITING ANY OF THE FOREGOING, IN NO EVENT SHALL S&P HAVE ANY LIABILITY FOR ANY SPECIAL, PUNITIVE, INDIRECT OR CONSEQUENTIAL DAMAGES (INCLUDING LOST PROFITS), EVEN IF NOTIFIED OF THE POSSIBILITY OF SUCH DAMAGES.

BNP PARIBAS

The bank for a changing world

Marketing material intended for Canadian clients: BNP Paribas Securities Corp. (the "Company") relies on the International Dealer Exemption pursuant to National Instrument 31-103 Registration Requirements, Exemptions and Ongoing Registrant Obligations in Canada. To the extent that you have an account with the Company or deal with representatives of the Company, please note that:

(i) the Company is not registered in Canada to trade in securities;
(ii) the Company's jurisdiction of residence is the United States of America;
(iii) all or substantially all of the assets of the Company may be situated outside of Canada;
(iv) there may be difficulty enforcing legal rights against the Company because of the above; and
(v) the names and addresses of the Company's agents for service of process in the local jurisdictions may be obtained upon request.

THIS PRESENTATION IS CONFIDENTIAL AND IS BEING SUBMITTED TO SELECTED RECIPIENTS ONLY WHO QUALIFY, AS REQUIRED UNDER APPLICABLE LAW IN CANADA, as CANADIAN PERMITTED CLIENTS (as defined in Section 1.1 of National Instrument 31-103 Registration Requirements, Exemptions and Ongoing Registrant Obligations, "NI 31-103") OR AS QUALIFIED PARTIES (as defined in the Alberta Securities Commission Blanket Order 91-507, or its successive blanket order or its equivalent as applicable to another Canadian province in which the recipient is resident) OR AS ACCREDITED INVESTORS (as defined in Section 1.1 of National Instrument 45-106 Prospectus and Registration Exemptions, or, if resident in Ontario, Section 73.3(1) of the Securities Act (Ontario)) OR AS ACCREDITED COUNTERPARTIES (if resident in Quebec as defined in Section 3 of the Quebec Derivatives Act, chapter I-14.01 or its equivalent as applicable to another Canadian province in which the recipient is resident) - all the above National instruments, Blanket Order and Acts specified in this paragraph collectively, the "Specific Canadian Texts".

Financial instruments of the type described herein may involve a high degree of risk and their value may be highly volatile. Such risks may include, without limitation: (i) variations in interest rates, exchange rates, correlation, prices or levels of securities, commodities, funds and/or indices, indicators of creditworthiness or perceived creditworthiness of one or more underlying entities; (ii) default or insolvency of one or more underlying entities; (iii) adverse or unanticipated market events or developments, political developments or adverse corporate events involving an underlying security or entity; (iv) risk of illiquidity; (v) sovereign risk; and (vi) legal risk. In addition, where a transaction involves leverage, it must be recognized that whilst leverage presents opportunities to increase profit, it also has the effect of potentially increasing losses and doing so in a relatively short period of time. Such losses may significantly diminish the performance of the transaction or result in loss for you. You may be required to post margin or collateral at levels consistent with the internal policies of BNP Paribas. The risk of loss in trading derivatives can be substantial and, accordingly, derivatives are not suitable for every person.

Any offer or sale of securities described herein in Canada will be made only under an exemption from the requirements to file a prospectus with the relevant Canadian securities regulators and only by a dealer properly registered under applicable laws or, alternatively, pursuant to an exemption from the dealer registration requirement in the relevant province or territory of Canada in which such offer or sale is made. No securities commission or similar regulatory authority in Canada has reviewed or in any way passed judgment upon these materials, the information contained herein, or the merits of any securities described herein, if any.

This particular section applies to recipients who are located within or otherwise represent or are connected to and doing business within Canada. In the event of a direct conflict or inconsistency between the presentation and this section, this section will prevail to supplement the above as it applies to Canada, and shall be interpreted to supplement and not restrict the application of the above to the fullest extent possible. BNP Paribas is incorporated in France with limited liability (registered office: 16 boulevard des Italiens, 75009 Paris, France, 662 042 449 RCS Paris) and is established in various jurisdictions. It operates in Canada as a Schedule III Bank (under the Bank Act (Canada)), and equally under an International Dealer Exemption as applicable in various Canadian provinces. In Canada, it has a Quebec office located at 2001, Robert-Bourassa Blvd, Montreal, QC, H3A 2A6, and an Ontario office located at 155 Wellington Street West, Suite 3110, Toronto, ON, M5V 3H1. For recipients located in Quebec, upon receipt of this presentation, each recipient hereby confirms that it has expressly requested that it be drawn up in the English language only. Pour les résidents du Québec, par la réception de cette présentation, chaque destinataire confirme par les présentes qu'il a expressément exigé que celle-ci soit rédigée en anglais seulement.

BNP Paribas and its US affiliates are not financial institutions licensed in Mexico. Consequently, the marketing and offering of financial products may be limited by applicable International Treaties on transborder financial services provisions and Mexican applicable financial laws. Therefore, any information regarding financial products will be provided upon request of the interested party, and financial services will be rendered out of Mexican territory only.